













Baggie Ice Cream



<p>Put</p>  <p>1/2 cup half and half into a zip-lock sandwich baggie</p>	<p>1</p> <p>Add</p>  <p>1/2 teaspoon vanilla</p> <p>and</p>  <p>1 Tablespoon sugar</p> 	<p>2</p> <p>3</p> <p>Zip-lock the baggie tightly. Try to get most of the air out.</p>  <p>Put the baggie into another zip-lock sandwich baggie and seal it tightly.</p>
<p>4</p> <p>Put the sandwich baggies into a gallon sized zip-lock bag. Add ice to fill the large bag</p> 	<p>5</p> <p>Put 2 Tablespoons of salt into the large bag</p>    <p>Seal the large bag tightly.</p> <p>Shake the bag for 8 minutes</p>	<p>6</p> <p>Take the baggie in the middle out.</p>  <p>Carefully open the baggie and put the ice cream into a bowl to eat.</p>

Graphic recipes are a great way to cook with kids. This simple Baggie Ice cream recipe is great for summer school, home school, scout groups or just for a hot summer day.

You can get 9 more graphic recipes plus ideas for how to use them with groups here:

[Classroom Cooking Projects - Yummy Single-Serving Recipes in Pictures!](#)

Please also consider checking out my other products! I specialize in ready-to-use worksheets and activities. All my products are **highly rated and reasonably priced**. Many of them are on the top 100 list and two are on the Top Ten. Some, like this one, are even free!

[Here is a link to my TpT store](#)

You will find products on critical and creative thinking, literature, nonfiction, math, spelling, grammar, and more. **Most of them have 2-3 usable preview pages, so if nothing else, you can get a few more pages to use with your class for free.**

You can get some great ideas for ways to promote creative and critical thinking into your classroom on my website/blog:

[Minds in Bloom](#)

Happy teaching!