



Early Childhood Lesson: God Loves When We Love Others

God Loves When We Love Others

by Deaconess Jana Peters

LESSON TRUTH:

God loves when we love others.

BIBLE VERSE:

The LORD does not look at the things people look at. People look at the outside of a person. But the LORD looks at what is in the heart.

- 1 Samuel 16:7 NIV

Materials Needed

- Activity #1: Activity sheet: We Belong to God's Family
- Activity #1: Writing and/or drawing utensils
- Activity #2: A flower bed or large container filled with dirt that students may dig through. Pre-set hidden items that remind us of God's love and things God created (heart, cross, a shell, toy people, toy animals, etc.)
- Activity #2: A bucket of soapy water, a bucket of clean water, a towel
- Activity #2: Activity sheet: Washing Hands
- Message: A Bible
- Message: Hand mirror

FOCUS:

But the LORD said to Samuel, "Do not consider how handsome or tall he is. I have not chosen him. The LORD does not look at the things people look at. People look at the outside of a person. But the LORD looks at what is in the heart.

-1 Samuel 16:7 NIV



OPENING PRAYER:

Dear Jesus, thank You for loving us. Thank you for dying on the cross to wash away our sins. Keep changing our hearts to be more like You. Help us show love and kindness to all people. In Jesus' name we pray. Amen.

OPENING THOUGHTS FOR ACTIVITY 1:

We belong to God's family. Today we are going to talk about loving others. But before we start, let's talk about someone who loves us all the time. Raise your hand if you know God loves you all the time. Now raise your hand if you know God made you. Everyone should have their hand up because God made us, loves us, and hears us when we pray. Because God loves us, we should love others. We all belong to God's family.

ACTIVITY 1:

We Belong to God's Family

Directions: Use the circles to add people you love. Decorate.

OPENING THOUGHTS FOR ACTIVITY 2:

Have students dig up objects hidden in the flower bed or large container of dirt. Talk about God's love for us and all His creations. Next, allow the students to play in the soapy water and wash the objects they found with their hands. Then, have the students rinse their hands and objects in the fresh water. Talk about God forgiving our sins (state examples like: not cleaning up toys when your parents ask, not listening to parents/guardians when asked to do something, hitting your sister or brother...) and being washed clean, just like the toys and hands were washed clean.

When we are baptized, we join God's family. When we are baptized into God's family, our sins are washed clean. When we wash our hands each day, we are reminded of our baptism and forgiveness and God's love.

ACTIVITY 2:

Washing Hands

Directions: Color the washing hands illustration.



MESSAGE: God loves when we love others.

Using the Bible, read 1 Samuel 16:7:

The LORD does not look at the things people look at. People look at the outside of a person. But the LORD looks at what is in the heart.

[Pass around hand mirror to students and ask questions.] What color are your eyes? What color is your hair? What color shirt do you have on? Do you have any freckles?

When we use a mirror, we can see what we look like on the outside. But the Bible verse for today says God can see what we are like on the inside. For example, God knows if we are kind to others. God knows if we think nice things. God knows if we love Him. God knows if we show love to others.

God doesn't worry about what color our eyes are or whether we walk or use a wheelchair. God looks at what is inside our hearts and wants us to love others. God loves us all and He loves us all the same.

- Stand up if you think God loves people with brown hair.
- Stand up if you think God loves people who can run fast.
- Stand up if you think God loves people who wear glasses or are blind.
- Stand up if you think God loves people who can't hear.

God loves us all and He loves us the same. God also loves when we show love to others.

- What are some ways we can show God's love? [discuss]
- How can you show God's love at home? [discuss]
- How can you show God's love at school? [discuss]

[Teach chant.]

God wants us to love others!
God wants us to love others!
God wants us to love others!

Because God made us all and because we are part of His family, God wants us to love others!

CLOSING PRAYER:

Dear God our Father, thank You for creating us and loving us. Thank You for the gift of baptism where we become part of Your family. Help us love our neighbors, classmates, and family. Help us see the good things in their hearts and not worry about what people look like on the outside. In Jesus' name we pray. Amen.

© Copyright, 2020, Bethesda Lutheran Communities. All rights reserved. This content is intended for educational use only. Copies may be made to support your classroom or place of learning.







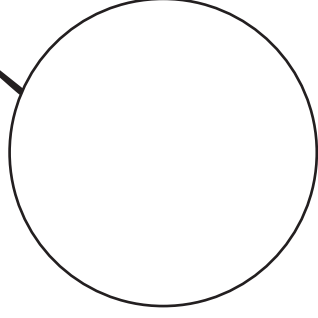


Scriptures taken from the Holy Bible, New International Reader's Version®, Nlrv® Copyright © 1995, 1996, 1998, 2014 by Biblica, Inc.™ Used by permission of Zondervan. www.zondervan.com The "Nlrv" and "New International Reader's Version" are trademarks registered in the United States Patent and Trademark Office by Biblica, Inc.™

We Belong to God's Family

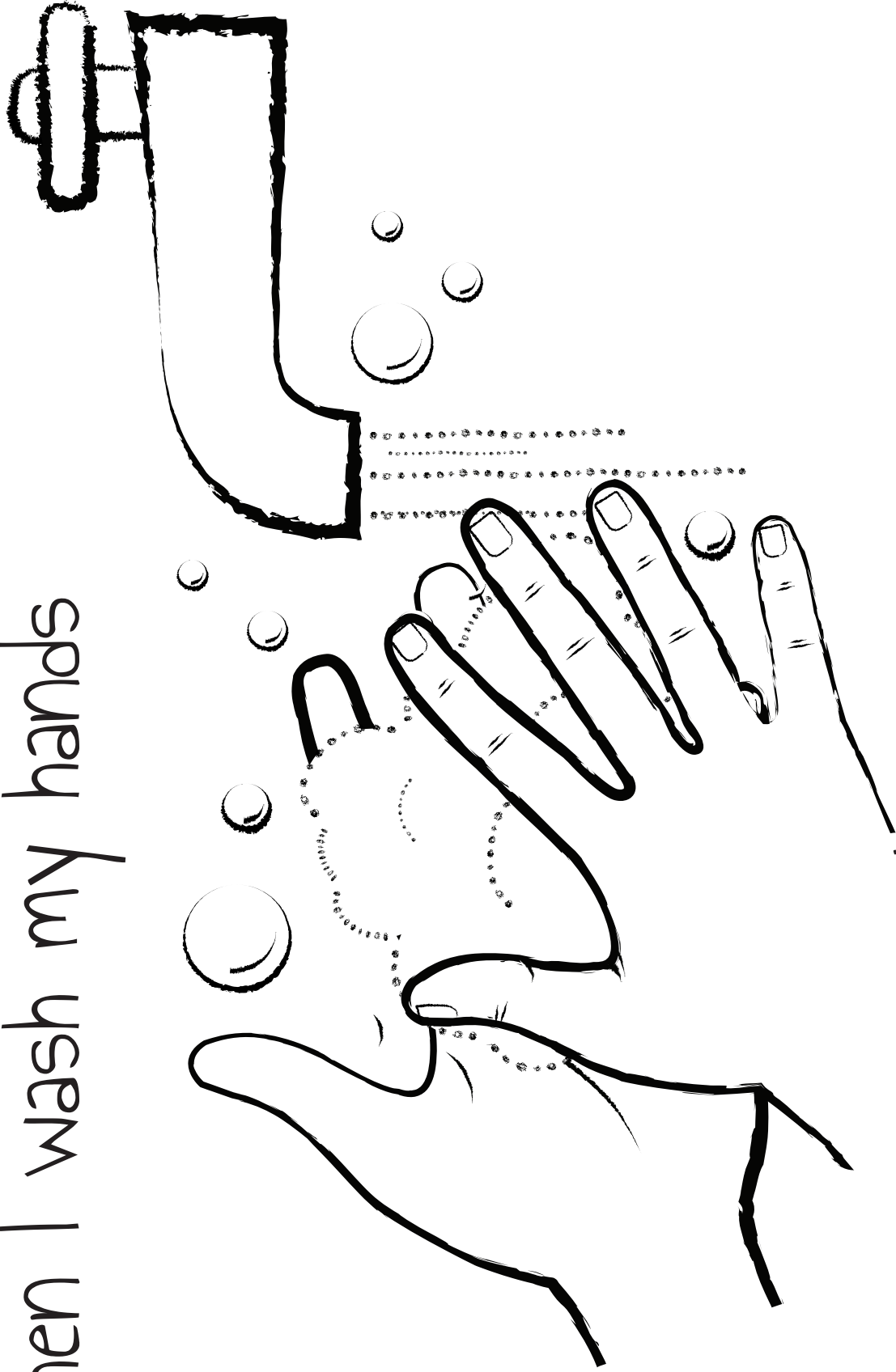
Directions: Use the circles to add people you love. Decorate.



We Belong to God's Family



When I wash my hands



I remember God washes my sins away!