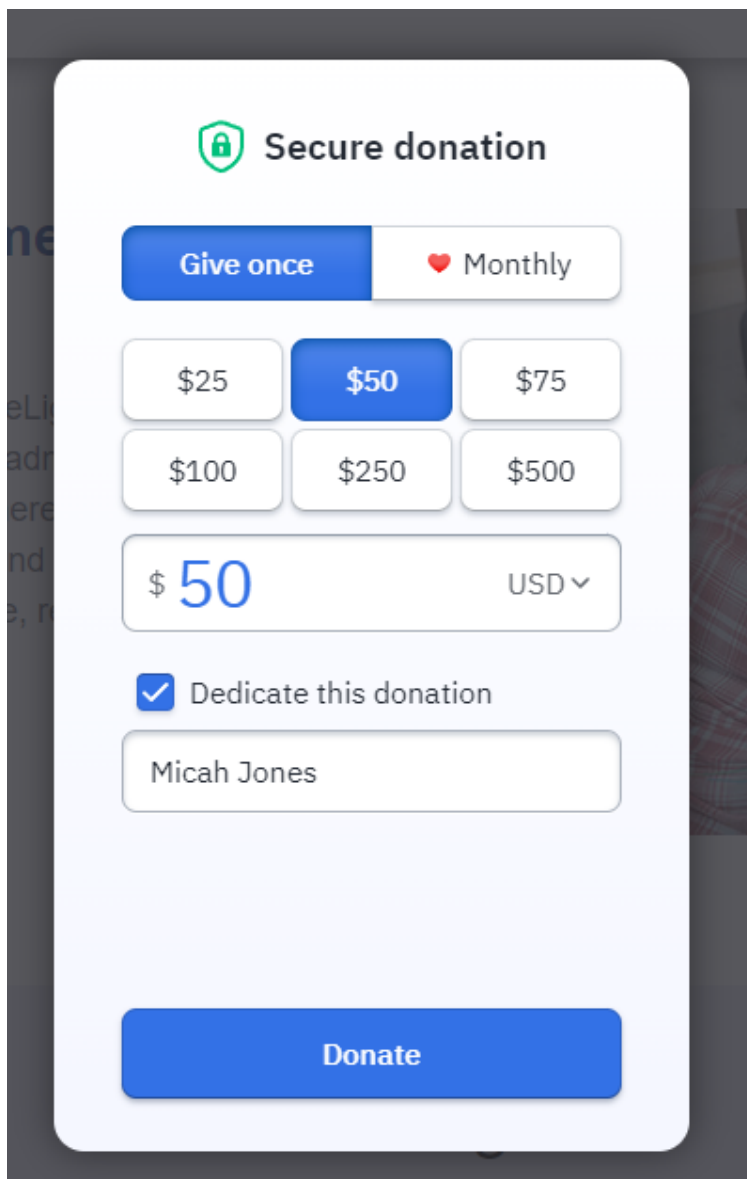


[How To Process Honor Donations](#) [& Send Personal E-Card](#)

Donations given in honor of someone are a thoughtful way for family members and friends to celebrate someone they care about. Here at AbleLight we understand the importance of supporting one another. A wonderful way to show you care is by donating to change the lives of people with developmental disabilities.

Below you can find a step-by-step guide on how to pay tribute to a loved one and send them a personalized e-card to alert them of the donation made in their honor.

Type ablelight.org/in-honor into your web browser click the “Donate” button and the following screen will pop up:



The screenshot shows a donation form with the following elements:

- A green shield icon with a lock, followed by the text "Secure donation".
- Two buttons for frequency: "Give once" (highlighted in blue) and "Monthly" (with a red heart icon).
- A grid of six buttons for donation amounts: "\$25", "\$50" (highlighted in blue), "\$75", "\$100", "\$250", and "\$500".
- A text input field containing "\$ 50" and a dropdown menu set to "USD".
- A checked checkbox labeled "Dedicate this donation".
- A text input field containing the name "Micah Jones".
- A large blue button at the bottom labeled "Donate".

Enter your desired giving amount and select “dedicate this donation.” Enter the name of the person this gift is celebrating:


Select your preferred giving method:

The screenshot shows a mobile application interface for a donation. At the top, a yellow banner reads "Dedicated to Richard Baker". Below this is a white header with a back arrow and the text "Payment option". The main content area displays "\$ 10 USD" and a blue button with a checkmark icon and the text "Cover transaction costs". Below this, a table shows the breakdown of costs:

Transaction costs [?]	\$1.10
Donate now	\$11.10


At the bottom, there are five payment method buttons: "Credit card" (blue), "PayPal" (grey), "G Pay" (black), "venmo" (blue), and "Bank transfer" (white).


After making your donation, you will receive an email donation receipt. Scroll down to see the bottom. Click “Manage my donation”:

 Your official receipt is attached to this email.

THIS IS A ONE-TIME DONATION

Your bank credit card statement may incorrectly identify this as a recurring subscription.

 [Manage my donation](#)

 [Contact us with any questions](#)

AbleLight is a nonprofit 501(c)(3) charity. Federal Tax ID: EIN 39-0806446

Click “Complete my dedication”:

 DEDICATION

This donation is dedicated to **Richard Baker** ([edit](#))

 [COMPLETE MY DEDICATION](#)

Personalize your electronic card:


DEDICATION TYPE

In honor

IN HONOR OF

Micah Jones

IMAGE



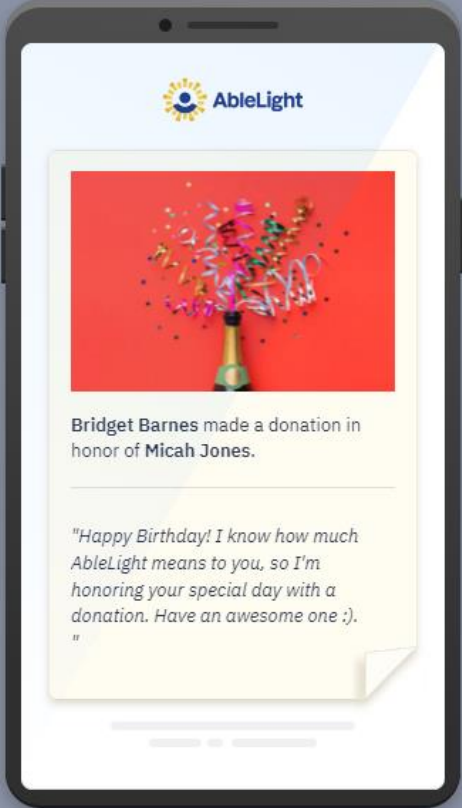
FROM

Bridget Barnes

YOUR MESSAGE

Happy Birthday! I know how much AbleLight means to you, so I'm honoring your special day with a donation. Have an awesome one :).

EMAIL PREVIEW



Enter the contact information for the recipient, proofread, and press send:

RECIPIENT FIRST NAME

Micah

RECIPIENT LAST NAME

Jones

RECIPIENT EMAIL

mkj4@gmail.com

SEND EMAIL

You have successfully completed a donation in honor and sent an electronic personalized card. What an incredible way to support people with developmental disabilities and also honor a loved one.

If you have any questions or concerns, please don't hesitate to contact Donor Services at 920-206-4420 or Donor.Services@AbleLight.org